

# Barren River

## DISTRICT HEALTH DEPARTMENT



**Press Release Contact:** Kim Flora, Ashli McCarty  
 Phone: (270)781-8039 Ext. 117 (Kim) Ext. 146 (Ashli)  
 Topic: COVID-19 UPDATE  
**FOR IMMEDIATE RELEASE**  
**01/21/22-01/21/22**

### COVID-19 DATA UPDATE

Although many people in the Barren River District have been vaccinated, the majority of the population remains unvaccinated. COVID-19 vaccines are safe and effective at preventing severe illness and death. Vaccination also reduces the risk of people spreading the virus. The COVID-19 vaccine teaches your body how to fight off the virus in case you become infected. If you are vaccinated and you do catch the virus, you are much less likely to be hospitalized.

\*Percentages of total vaccinated population decrease caused by data errors being corrected in the state system.

| County   | Total Vaccinated Population |
|----------|-----------------------------|
| Barren   | 49.63%                      |
| Butler   | 47.12%                      |
| Edmonson | 36.98%                      |
| Hart     | 38.62%                      |
| Logan    | 55.55%                      |
| Metcalfe | 43.01%                      |
| Simpson  | 55.09%                      |
| Warren   | 42.59%                      |

We strongly encourage everyone who is eligible to get the vaccine do so as soon as possible. The COVID-19 vaccine is available at multiple locations in the area. To find a vaccine near you, visit <https://www.vaccines.gov/search/>. If you are 18 years of age or older and would like schedule vaccination with the Barren River District Health Department, call your local health department and press option 1. Clinic contact information is listed at the end of the press release.

The Barren River District Health Department has confirmed a total of 6,197 new cases and 71,915 total cases, 57,641 of which have recovered. We have 894 deaths reported from COVID-19. We stand in solidarity with those affected during these difficult times. See the breakdown of numbers by county below. Please note that a decrease in numbers is due to the county of residence or case status being corrected/updated from what was previously reported.

| County       | Recovered     | Deaths     | Total Cases   | New Cases    |
|--------------|---------------|------------|---------------|--------------|
| Barren       | 8,910         | 188        | 10,874        | 743          |
| Butler       | 2,476         | 45         | 3,086         | 161          |
| Edmonson     | 1,762         | 34         | 2,165         | 135          |
| Hart         | 3,645         | 88         | 4,579         | 271          |
| Logan        | 5,548         | 98         | 6,889         | 597          |
| Metcalfe     | 1,882         | 53         | 2,410         | 129          |
| Simpson      | 3,805         | 74         | 4,883         | 492          |
| Warren       | 29,613        | 314        | 37,079        | 3,729        |
| <b>Total</b> | <b>57,641</b> | <b>894</b> | <b>71,915</b> | <b>6,197</b> |



Caring    Δ    Reliable    Δ    Ready  
 1109 State St. Δ P.O. Box 1157    Δ Bowling Green, KY 42102  
 Phone: (270) 781-8039    Δ Fax: (270) 796-8946



# Barren River





DISTRICT HEALTH DEPARTMENT 

According to data from the past seven days, all eight counties in the Barren River District are considered in the Red Zone for COVID-19 transmission. The Red Zone is considered critical, with average daily cases more than 25 per every 100,000 people. The seven-day incidence rate is calculated by taking the total number of cases in each county over the past seven days, divided by seven to get a daily average, divided by the U.S. census bureau county population and multiplied by 100,000 to get the incidence per 100,000 people. See incidence rates per data from the previous seven days for each district county below.

| County   | Zone Color | Incidence Rate |
|----------|------------|----------------|
| Barren   | Red        | 183.4          |
| Butler   | Red        | 137.5          |
| Edmonson | Red        | 117.6          |
| Hart     | Red        | 154.6          |
| Logan    | Red        | 232.5          |
| Metcalfe | Red        | 119.2          |
| Simpson  | Red        | 289.2          |
| Warren   | Red        | 323.3          |

### Average Daily Cases per 100K population

(based on previous seven days)

-  On Track ( $\leq 1$  per 100K)
-  Community Spread ( $> 1 - 10$  per 100K)
-  Accelerated ( $> 10 - 25$  per 100K)
-  Critical ( $> 25+$  per 100K)

For more information on COVID-19 in Kentucky, visit <https://govstatus.egov.com/kycovid19>.

#### Warren County Health Department

Phone: 270-781-2490  
Hours: Monday-Friday 8 AM-4:30 PM

#### Hart County Health Department

Phone: 270-524-2511  
Hours: Monday-Friday 8 AM-4:30 PM

#### Barren County Health Department

Phone: 270-651-8321  
Hours: Monday-Friday 8 AM-4:30 PM

#### Logan County Health Department

Phone: 270-726-8341  
Hours: Monday-Friday 8 AM-4:30 PM

#### Butler County Health Department

Phone: 270-526-3221  
Hours: Monday-Friday 8 AM-4:30 PM

#### Metcalfe County Health Department

Phone: 270-432-3214  
Hours: Monday-Friday 8 AM-4:30 PM

#### Edmonson County Health Department

Phone: 270-597-2194  
Hours: Monday-Friday 8 AM-4:30 PM

#### Simpson County Health Department

Phone: 270-586-8261  
Hours: Monday-Friday 8 AM-4:30 PM

###



Caring    Δ    Reliable    Δ    Ready  
1109 State St. Δ P.O. Box 1157    Δ Bowling Green, KY 42102  
Phone: (270) 781-8039    Δ Fax: (270) 796-8946

